

simpli 
doorsets
Our internal doorset range



The perfect fit every time.

Content

About us	4
Sustainability	5
Simpli Doorsets	6
Manufacturing	8
Dimensions	11
Handles	11
Choose your type	12
Colours by XL	14
Architrave and skirting	15
Integral garage doorsets	16
Fitting	18
Ordering	19
Delivery	19
Handling and storage	19
Finishing	20
Maintenance	21
Our warranties	21



Some handles for illustration purposes only.

About us

We are an established door distributor and a leading supplier of timber doorset solutions.

We have been supplying contractors and developers, benchmarking the industry standards for design, quality, safety and excellence for over 25 years, setting a visionary for all to follow.

The XL Joinery difference

The difference for us, is in the detail. We are committed to delivering doors and doorsets manufactured from only the highest quality materials, the highest safety standards and through the most sustainable sources possible.

Our designs

Much imitated but never bettered, our innovative door designs offer a striking look. They have specially carved out, extra deep grooves, indicating the attention to detail that exuberates fine living.

Our materials

By carefully choosing only FSC® certified, A-grade, American white oak; and by using hand matching techniques for the solid oak lippings and mouldings, we deliver the highest quality finish on our doors and doorsets.

With an engineered solid core, you cannot just feel the difference but have peace of mind that our oak doors are designed for strength, stability and durability.



Our customers

Our company values are strongly rooted in offering a full-scale, responsive service to our customers. They are our priority and we pride ourselves in listening and adapting to their requirements.

Our team

Experts you can rely on, our fully trained staff work together as a team, constantly striving for success and looking for new methods and technologies to drive the business forward. Each individual is technically trained so that they can offer expert advice and outstanding customer service.

Our certifications and associations

It is important to us that we continually promote the highest standards in quality, safety and compliance. We therefore work closely with industry bodies and leaders at the forefront of the industry, helping to drive it forward.

We are honoured to be...

- ISO 9001 Accredited
- ISO 14001 Accredited
- Guild of Architectural Ironmongers
- Guild of Master Craftsmen Member
- British Woodworking Federation
- Door & Hardware Federation
- Building Regulations Compliant



Serious about sustainability

Whilst we aspire to lead the industry in all that we do, we believe that what we do today will define our tomorrow, and therefore sustainability and responsibility is something that sits at the core of our business.

Responsible sourcing

A vital policy for us, is to source all of our materials carefully and from sustainable sources.

Full chain of custody

In order to do everything we possibly can, to ethically source the timber for our doorsets, we are UKTR compliant and have had our own FSC® chain of custody since 1995, and PEFC since 2014. The wood we use is tracked and traceable through the supply chain, so we know where the timber used in each of our doors has come from. This means our customers can have peace of mind that our doors have been produced following responsible forestry practices.

Carbon Neutral

As a part of our obligation to combat climate change, we have again achieved Carbon Neutral status, with the help of our partners at The Carbon Footprint. By supporting far away projects, from tree planting in Kenya, to solar power projects in the Philippines, we aim to do our share, near and far, to help improve the world we live in.



Look out for the FSC® and PEFC logos for certified products.

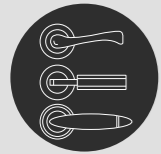
Our internal doorset range is the simplest way to complete your project, delivering everything you need for the perfect finish every time.

We can supply any XL Joinery style of door as a doorset, including standard, door pairs and fire doors.

All you need to do is choose your look:



Pick a door[^] from our extensive collection



Add a handle to complement the look



Choose your doorset kit^{^^} to suit your lining requirements



Finish in style add an XL colour, stain or architrave

Then leave the rest to us.

Making life easy, we will deliver everything you need to install your door, as a pre-hung doorset, reducing installation time on-site.



Fit the best.
Fast.



Installed in
ten minutes^{^^^}.

[^] Excludes the Unfinished Rustic Oak Ledged.
^{^^} Available to view on page 12.
^{^^^} Fire doorsets require two people as they are heavy.
* Excluding the handle.
^{**} Dependent on the gap at the bottom of the door.
^{***} Ironmongery holds its own 2 year warranty.

Benefits

Quick Fit

Everything needed for your door installation, including latches and strike plates, come pre-installed.*

Precision Machinery

Our state of the art precision machines ensure uniformity across the manufacturing process.

Fire Door Sets

Simpli Doorsets, with all necessary intumescent strips, closers and automatic drop seal.**

Fit & Forget

There is a 10 year manufacturing guarantee on the complete system.***

Pre-machined and installed door linings

Pre-machined and installed hinges

Any handle from the XL range

Any internal door from the XL range[^]

Matching loose door stops



Manufactured in the UK

Doors available in
colours by **XL**

White Primed Suffolk, finished in Colour by XL Glacier and Livenza handle.

Manufacturing

Made in our state of the art 140,000 square foot facility in West Yorkshire, our internal doorset solution brings to market the best in doorset manufacturing, supplying doorsets with an unrivalled appearance that are quick and easy to install.

Our Manufacturing process

All of our doorset components are thoroughly quality checked to ensure they meet our high standards and any regulations. If bespoke finishing is specified, the door and lining will first have the cut outs made for the hinges, ironmongery and intumescent strips (if required) using our precision router on our CNC machine, and then the door will be sprayed in our finishing workshop by our skilled technicians.

Doorsets will leave our millworks braced and checked, ensuring they meet all operational requirements as well as specification.

All of our Fire Doors are certified to building regulations, EN 1634-1 or BS 476 standards.

Manufacturing standards

Our sourcing of materials and the manufacturing process of Simpli Doorsets follows the strict guidelines of ISO 14001 and ISO 9001 environmental and quality management systems.



Fully certified
 adhering to strict European Safety Standards



Single sourcing
 reducing Carbon Footprint



Custom made
 to your specification





Dimensions

Lining dimensions and structural openings

Door Width	Lining Thickness	Fitting Tolerance	Overall Door Kit Width	Structural Opening Width
533mm (21")	32mm	3mm	603mm	613mm
610mm (24")	32mm	3mm	680mm	690mm
686mm (27")	32mm	3mm	756mm	766mm
762mm (30")	32mm	3mm	832mm	842mm
813mm (32")	32mm	3mm	883mm	893mm
838mm (33")	32mm	3mm	908mm	918mm
526mm	32mm	3mm	596mm	606mm
626mm	32mm	3mm	696mm	706mm
726mm	32mm	3mm	796mm	806mm
826mm	32mm	3mm	896mm	906mm
926mm	32mm	3mm	996mm	1006mm

The fitting tolerance relates to the gap between the door and the lining, this gap should be no greater than 3mm on each side.

The lining will need to be cut down in accordance to individual floor coverings, ensuring the gap under the door is:

- Standard Door - no greater than 10mm off the bottom.
- Fire Door with a Drop down threshold fitted - no greater than 10mm off the bottom.
- Fire Door without a Drop down threshold fitted - no greater than 3mm off the bottom.


All internal Simpli Doorsets are supplied with a 13mm default undercut.

Handles

Choose any of the handles from the XL Joinery range.

Chrome Handles

Meuse



Rhine




Timis



Drava



Loire



Tiber



Black Handles

Sesia



Tanaro



Livenza



Antique Bronze Handle

Oglio



Choose your doorset kit

Once you have chosen your door and handle, you must specify a doorset code. This correlates to the **door lining** size you require, the type of door you are installing and the handle colour you have chosen.

All Simpli Doorsets are supplied with a White Primed lining, available up to 200mm.

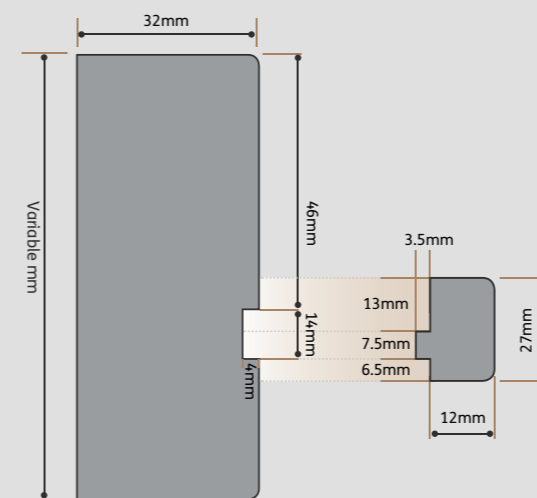
Handle Colour	Type	LININGS			
		Size	Standard	Fire Door	Double
Chrome	65mm Latch	100mm	WPDS100-65	WPDS100FD-65	WPDS100-65D
Chrome	65mm Bathroom Lock	100mm	WPDS100-65B	WPDS100FD-65B	WPDS100-65BD
Chrome	75mm Latch	100mm	WPDS100-75	WPDS100FD-75	WPDS100-75D
Chrome	75mm Bathroom Lock	100mm	WPDS100-75B	WPDS100FD-75B	WPDS100-75BD
Chrome	65mm Latch	130mm	WPDS130-65	WPDS130FD-65	WPDS130-65D
Chrome	65mm Bathroom Lock	130mm	WPDS130-65B	WPDS130FD-65B	WPDS130-65BD
Chrome	75mm Latch	130mm	WPDS130-75	WPDS130FD-75	WPDS130-75D
Chrome	75mm Bathroom Lock	130mm	WPDS130-75B	WPDS130FD-75B	WPDS130-75BD
Chrome	65mm Latch	160mm	WPDS160-65	WPDS160FD-65	WPDS160-65D
Chrome	65mm Bathroom Lock	160mm	WPDS160-65B	WPDS160FD-65B	WPDS160-65BD
Chrome	75mm Latch	160mm	WPDS160-75	WPDS160FD-75	WPDS160-75D
Chrome	75mm Bathroom Lock	160mm	WPDS160-75B	WPDS160FD-75B	WPDS160-75BD
Chrome	65mm Latch	200mm	WPDS200-65	WPDS200FD-65	WPDS200-65D
Chrome	65mm Bathroom Lock	200mm	WPDS200-65B	WPDS200FD-65B	WPDS200-65BD
Chrome	75mm Latch	200mm	WPDS200-75	WPDS200FD-75	WPDS200-75D
Chrome	75mm Bathroom Lock	200mm	WPDS200-75B	WPDS200FD-75B	WPDS200-75BD

Handle Colour	Type	LININGS			
		Size	Standard	Fire Door	Double
Black	65mm Latch	100mm	WPDSB100-65	WPDSB100FD-65	WPDSB100-65D
Black	65mm Bathroom Lock	100mm	WPDSB100-65B	WPDSB100FD-65B	WPDSB100-65BD
Black	75mm Latch	100mm	WPDSB100-75	WPDSB100FD-75	WPDSB100-75D
Black	75mm Bathroom Lock	100mm	WPDSB100-75B	WPDSB100FD-75B	WPDSB100-75BD
Black	65mm Latch	130mm	WPDSB130-65	WPDSB130FD-65	WPDSB130-65D
Black	65mm Bathroom Lock	130mm	WPDSB130-65B	WPDSB130FD-65B	WPDSB130-65BD
Black	75mm Latch	130mm	WPDSB130-75	WPDSB130FD-75	WPDSB130-75D
Black	75mm Bathroom Lock	130mm	WPDSB130-75B	WPDSB130FD-75B	WPDSB130-75BD
Black	65mm Latch	160mm	WPDSB160-65	WPDSB160FD-65	WPDSB160-65D
Black	65mm Bathroom Lock	160mm	WPDSB160-65B	WPDSB160FD-65B	WPDSB160-65BD
Black	75mm Latch	160mm	WPDSB160-75	WPDSB160FD-75	WPDSB160-75D
Black	75mm Bathroom Lock	160mm	WPDSB160-75B	WPDSB160FD-75B	WPDSB160-75BD
Black	65mm Latch	200mm	WPDSB200-65	WPDSB200FD-65	WPDSB200-65D
Black	65mm Bathroom Lock	200mm	WPDSB200-65B	WPDSB200FD-65B	WPDSB200-65BD
Black	75mm Latch	200mm	WPDSB200-75	WPDSB200FD-75	WPDSB200-75D
Black	75mm Bathroom Lock	200mm	WPDSB200-75B	WPDSB200FD-75B	WPDSB200-75BD

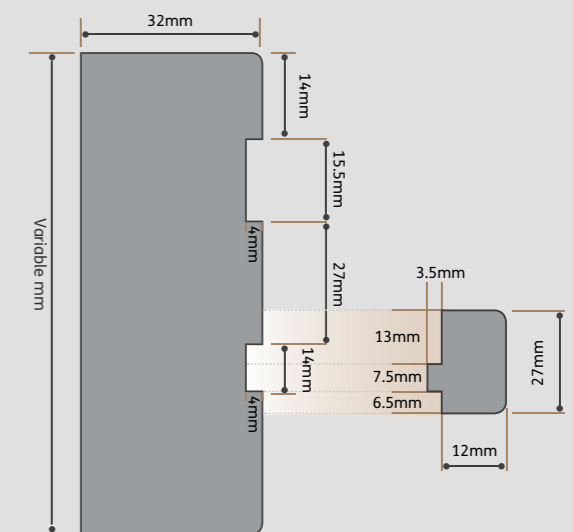
- Linings can be trimmed to size, so please select a lining that is either the size you require or larger.
- Fire Doors come with white intumescent strips pre-fitted in the White Primed linings.
- Standard door linings and Fire Door linings are 32mm thick.
- Bespoke White Primed door lining widths are available on request.

Handle Colour	Type	LININGS			
		Size	Standard	Fire Door	Double
Antique Bronze	65mm Latch	100mm	WPDSABR100-65	WPDSABR100FD-65	WPDSABR100-65D
Antique Bronze	65mm Bathroom Lock	100mm	WPDSABR100-65B	WPDSABR100FD-65B	WPDSABR100-65BD
Antique Bronze	75mm Latch	100mm	WPDSABR100-75	WPDSABR100FD-75	WPDSABR100-75D
Antique Bronze	75mm Bathroom Lock	100mm	WPDSABR100-75B	WPDSABR100FD-75B	WPDSABR100-75BD
Antique Bronze	65mm Latch	130mm	WPDSABR130-65	WPDSABR130FD-65	WPDSABR130-65D
Antique Bronze	65mm Bathroom Lock	130mm	WPDSABR130-65B	WPDSABR130FD-65B	WPDSABR130-65BD
Antique Bronze	75mm Latch	130mm	WPDSABR130-75	WPDSABR130FD-75	WPDSABR130-75D
Antique Bronze	75mm Bathroom Lock	130mm	WPDSABR130-75B	WPDSABR130FD-75B	WPDSABR130-75BD
Antique Bronze	65mm Latch	160mm	WPDSABR160-65	WPDSABR160FD-65	WPDSABR160-65D
Antique Bronze	65mm Bathroom Lock	160mm	WPDSABR160-65B	WPDSABR160FD-65B	WPDSABR160-65BD
Antique Bronze	75mm Latch	160mm	WPDSABR160-75	WPDSABR160FD-75	WPDSABR160-75D
Antique Bronze	75mm Bathroom Lock	160mm	WPDSABR160-75B	WPDSABR160FD-75B	WPDSABR160-75BD
Antique Bronze	65mm Latch	200mm	WPDSABR200-65	WPDSABR200FD-65	WPDSABR200-65D
Antique Bronze	65mm Bathroom Lock	200mm	WPDSABR200-65B	WPDSABR200FD-65B	WPDSABR200-65BD
Antique Bronze	75mm Latch	200mm	WPDSABR200-75	WPDSABR200FD-75	WPDSABR200-75D
Antique Bronze	75mm Bathroom Lock	200mm	WPDSABR200-75B	WPDSABR200FD-75B	WPDSABR200-75BD

Standard lining components



Fire Door lining components



Fire Doorsets optional extras:

- Automatic drop seal (DS-ADS)
- Door closer (DS-SCLOSER)
- Door chain (DS-DC)
- Intumescent door viewer (DS-DVI)
- Batwing seals (DS-BWW)
- White smoke seals (DS-SFSW)
- Brown smoke seals (DS-SFSO)

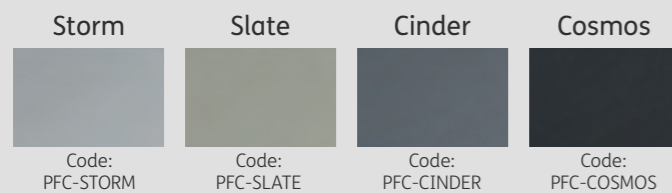
Be it a traditional or contemporary interior, make a bold impact and cater to your space with Colours by XL.

With Colours by XL, our skilled craftsmen handle the hard work. Spraying and finishing to the same exacting standards you'd expect of any tradesperson, and achieving the kind of beautiful finish that can make a room shine.



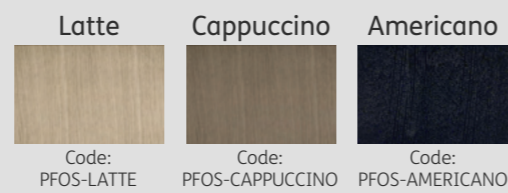
Smooth Finishes

Choose any one of our White Primed doors in any one of the colours below.



Oak Finishes

Choose any one of our Unfinished Oak doors in any one of the stains below.



A clear standard finish is also available upon request.

Architrave and skirting

The introduction of Oak architraves and skirtings really takes the interior of a property to another level.

Available unfinished or pre-finished, the Oak collection complements our range of doors, helping to add a sense of consistent harmony to any property.

Modern architrave



Ogee architrave



Modern skirting



Ogee skirting

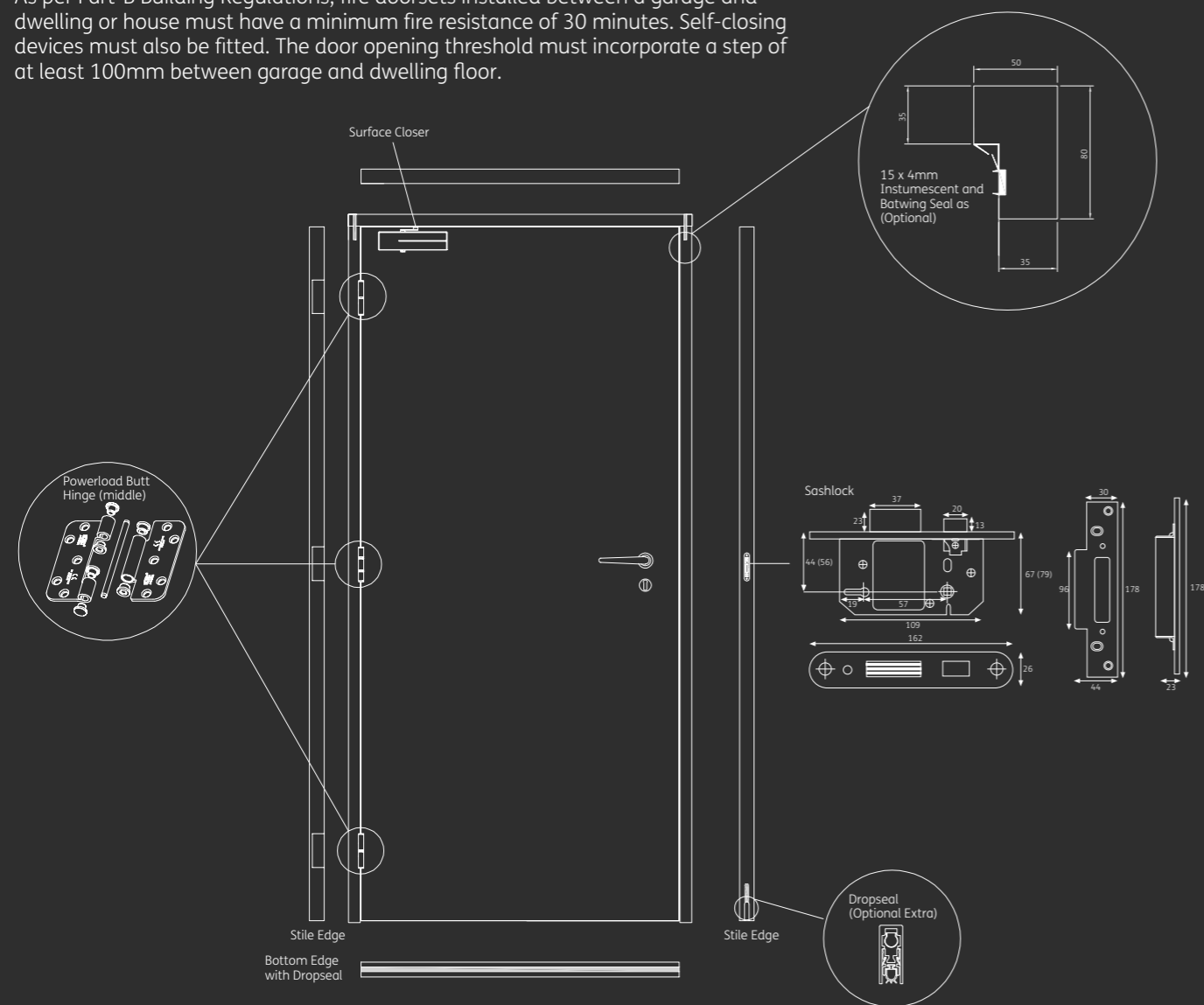


Integral garage doorsets

Our Simpli Doorsets are also available for doors into integral garages.

Internal garage doors provide access from a garage into a dwelling or building and must be fire rated.

As per Part-B Building Regulations, fire doorsets installed between a garage and dwelling or house must have a minimum fire resistance of 30 minutes. Self-closing devices must also be fitted. The door opening threshold must incorporate a step of at least 100mm between garage and dwelling floor.



Integral garage doorsets components:

- FD30 Engineered Redwood (FD30-FRAME)
- Powerload Butt Hinge (DS-HINGE-B)
- Intumescent Lock and Latch Protection Kit - FD30 (DS-ILLPK-1MM)
- 5 Lever Sashlock (DS-5LSL-S) and Escutcheon (DS-ESC-S)
- Concealed Closer - DS-CCLOSER or Surface Closer (DS-SCLOSER)
- Intumescent Closer and Rail Jacket - FD30 (DS-ICRJ-1MM)

Integral garage doorsets optional extras:

- Automatic Drop Seal (AS-ADS)



Fitting

Installed in ten minutes by one person in nine easy steps.

simpli doorsets
Our internal doorset range




STEP 1

Slide the doorset into the opening until the fitting pads are touching the surrounding wall.




STEP 6

Remove the bottom brace and the fitting pads.



STEP 2

At this point the doorset can be squared using packers between the opening and the lining.



STEP 7

Cut the stop lath (supplied) to the height and width of the door. Slide the stop lath into the groove which will cover the screws. Once installed the stop lath can be fixed in place.



STEP 3

The doorset is secured into the opening by fixing three screws into the groove next to and three opposite the hinges. Two further screws should be fixed into the head.




STEP 8

At this point finish the door faces and sides in accordance with the finishing instructions and paint the Unfinished White Primed lining.



STEP 4

The doorset should now be square with equal gaps between the door and the lining.



STEP 9

Finally install the handle and test the doorset prior to use.



STEP 5

Remove the temporary stop lath.

Ordering

simpli doorsets
Our internal doorset range



1. Choose your look.



2. Receive a quote.



3. Place your order.



4. Install the doorset.



5. Fit ironmongery.



6. Enjoy your beautiful doorset for years to come.

Delivery

Doorsets palletised for delivery.

Handles, additional ironmongery and stop lath are incorporated within the delivery, but not fitted.

Simpli Doorsets are supplied braced and ready to fit into the opening on site.

Larger projects can be sent as one plot per pallet.



Handling and storage

Doorsets should always be stored flat, ideally in the same room where they are to be installed.

They should be protected from damp and dirt and located in an area where they will not be damaged during storage. Doorsets should be left in their protective packaging until ready to either be treated or installed.

Doorsets should not be installed where extremes of temperature or humidity can occur, for example a newly plastered room. In new build environments the doorsets should only be installed as part of the 'final fit' when the property is ready for final decoration.

Gentle internal heating or/and good ventilation of the building will help reduce the effect of humid conditions and extremes of heat.

All drawings are for illustration purposes only.

Finishing

Linings

All Simpli Doorsets are supplied with a double coated White Primed Lining, ready for final finishing. These **must** be painted with a top coat in situ. On request we can pre-finish the Linings for you here at XL Joinery, for an additional cost.

Pre-finished Doors

Our Pre-finished Oak doors, Laminate doors, Walnut doors and our doors finished in 'Colours by XL' do not need finishing prior to fitting, and therefore these doorsets can be installed straight away.

Unfinished Doors

Our Unfinished Oak doors and White Primed doors will need to be fully treated prior to, or immediately after install. They will require a light sanding using fine grade sandpaper (grit number 240 or 320).

The top and bottom of the door, all lock, latch and hinge cut-outs have already been factory treated during assembly.

For White Primed Doors only a paint finish is suitable.

For Unfinished Oak doors a good quality paint, stain or varnish suitable for veneered doors can be used.

Failure to treat all the remaining timber surfaces can lead to excessive changes in moisture content which will cause the timber to shrink or swell and possibly cause splits and distortion.

Take care when finishing glazed doors to ensure that the finish does not go on the glass. Secondary protection such as masking tape may be necessary, including on Paint and Peel protected doors.

Finishing reminders:

Do:

- ✓ Apply to both faces of Unfinished Oak and White Primed doors
- ✓ Apply the same number of coats equally to the face
- ✓ Apply at least 1 coat of finish as soon as possible after unpacking the doorset

Don't:

- ✗ Use thin penetrating seals, oils, wax, dyes or hard brittle finishes
- ✗ Use thinned/mixed paints or stains
- ✗ Mix incompatible products, e.g. paint on one door face and stain on the opposite

Maintenance

Regular maintenance of the finish must be carried out to ensure the long term protection of the doors.

Our warranties

We pride ourselves on supplying quality products, and are pleased to offer the following warranty



For further warranty information please visit: www.xljoinery.co.uk

* Ironmongery holds its own 2 year warranty



XL Joinery Limited
Holden Ing Way
Birstall
West Yorkshire
WF17 9AD

Sales
Phone: +44 (0)1924 350500
Fax: +44 (0)1924 350525
Email: sales@xljoinery.co.uk

Technical Helpline
Phone: 01924 350505

www.xljoinery.co.uk

We reserve the right to alter specifications without prior notice.

Our Installation Treatment and Care Instructions and Customer Care Policy can be viewed on the XL Joinery Website – please visit www.xljoinery.co.uk

The colours in this brochure are reproduced digitally and are printed as accurately as current technology will allow. All errors and omissions excepted. All sizes are nominal and subject to normal trade tolerances.

Images are provided for illustration purposes only.

August 2024