



Apartment entrance fire doorsets.

Content

About us	4
Certifications and associations	4
Sustainability	5
Introduction to Simpli Advanced®	6-7
Why Simpli Advanced®	8-9
FD30 features	10-11
Specification	12-13
FD60 features	14-15
Specification	16-17
Available door styles	18
Advanced finishing	20-22
Advanced testing	24-25
Advanced manufacturing	26-27
Handing and opening sizes	28-29
Ordering	30-31
Guarantees	30



Pictures for illustration purposes only.

About us

We are an established door distributor and a leading supplier of timber doorset solutions.

We have been supplying contractors and developers, benchmarking the industry standards for design, quality, safety and excellence for over 25 years, setting a visionary for all to follow.

The XL Joinery difference

The difference for us, is in the detail. We are committed to delivering doors and doorsets manufactured from only the highest quality materials, the highest safety standards and through the most sustainable sources possible.

Our designs

Much imitated but never bettered, our innovative door designs offer a striking look. They have specially carved out, extra deep grooves, indicating the attention to detail that exuberates fine living.

Our materials

By carefully choosing only FSC® certified, A-grade, American white oak; and by using hand matching techniques for the solid oak lippings and mouldings, we deliver the highest quality finish on our doors and doorsets.

With an engineered solid core, you cannot just feel the difference but have peace of mind that our oak doors are designed for strength, stability and durability.



Our customers

Our company values are strongly rooted in offering a full-scale, responsive service to our customers. They are our priority and we pride ourselves in listening and adapting to their requirements.

Our team

Experts you can rely on, our fully trained staff work together as a team, constantly striving for success and looking for new methods and technologies to drive the business forward. Each individual is technically trained so that they can offer expert advice and outstanding customer service.

Serious about sustainability

Whilst we aspire to lead the industry in all that we do, we believe that what we do today will define our tomorrow, and therefore sustainability and responsibility is something that sits at the core of our business.

Responsible sourcing

A vital policy for us, is to source all of our materials carefully and from sustainable sources.

Full chain of custody

In order to do everything we possibly can, to ethically source the timber for our doorsets, we are UKTR compliant and have had our own FSC® chain of custody since 1995, and PEFC™ since 2014. The wood we use is tracked and traceable through the supply chain, so we know where the timber used in each of our doors has come from. This means our customers can have peace of mind that our doors have been produced following responsible forestry practices.

Carbon Neutral

As a part of our obligation to combat climate change, we have again achieved Carbon Neutral status, with the help of our partners at The Carbon Footprint. By supporting far away projects, from tree planting in Kenya, to solar power projects in the Philippines, we aim to do our share, near and far, to help improve the world we live in.

Our certifications and associations

It is important to us that we continually promote the highest standards in quality, safety and compliance. We therefore work closely with industry bodies and leaders at the forefront of the industry, helping to drive it forward.



Look out for the FSC® and PEFC™ logos for certified products.



Simpli Advanced[®]

XL Engineered. Secured by ASSA ABLOY.

Apartment entrance fire doors need to be safe and have an exceptional performance, but they can now look magnificent as well.

We understand the importance of cosmetics and so our fire doorset solution revolutionises the way apartment entrance doors look and feel.

Simpli Advanced[®] fire doorsets allow you to make a statement by specifying one of our selected feature oak doors, with a FD30 or FD60 fire rating. With a choice of finishes, you can contrast or complement your interior design requirements, creating truly beautiful but safe living environments.

ASSA ABLOY
Opening Solutions



Our partnership with ASSA ABLOY has allowed us to design our fire doorsets to the highest specification for safety, combining the best in door manufacturing and the global leader in access solutions.

XL engineered and secured with ASSA ABLOY hardware and components, our Simpli Advanced[®] fire doorsets meet the highest demands for quality, protection and functionality.

For projects requiring stunning doorsets that have formidable fire and smoke resistance, and exceptional acoustic ratings, we have the perfect solution for you.



Exceptional ironmongery for advanced security



Fit the best fast



Tested to EN Standards



Manufactured in the UK

Why choose Simpli Advanced®?

Our fire doorsets suit the industry demand for an advanced performance. Simpli Advanced® is a system built from the highest quality components, that work hand in hand to maintain integrity during a fire.



Safety

First and foremost, our apartment entrance doorsets offer the utmost protection against fire and smoke. Getting it wrong can cost lives. Simpli Advanced® offers complete assurance, having been comprehensively tested to EN standards, with outstanding components and third party certification, via the IFCC Certification Ltd, (IFCC).



Efficiency

Our doors have been carefully designed to maximise efficiency throughout the installation. Because our fire doorsets come fully finished, complete with all the linings and pre-machined components already fitted, they can be installed in 20 minutes. In doing so you can benefit from considerable time and cost savings, (capital and labour costs), especially on quick build construction projects.



Assurance

Assembling a fire door on site means that the certifying liability is with you. By installing our fire doorsets, you are guaranteed a proven performance; a compliant and compatible product, that is fitted correctly, with the right protection.



Service

Our high quality fire doorset solutions are, as standard, complemented by a dedicated support package and service. Our fire door experts are on hand to help with any technical and installation advice you may require.



Choice

We provide a stunning choice of standardised fire door styles, available direct from stock, for ease of call off. Our units are factory finished so that you can be satisfied in advance with every aspect of the specification. If you cannot find a suitable design of door that you require, we may be able to facilitate your requirements through our Bespoke Service.



REMEMBER, a SAFE entrance fire doorset is also about:

Installation

The doorset must be installed as per our fitting instructions, with the gap between the frame and the wall filled with the correct fire rated materials.

Inspection and maintenance

Fire doorsets need to be regularly inspected and maintained, as part of the building fire risk assessment, ensuring they are fit for purpose and in full working order.

FD30

Features

1 Safe and secure

PAS24 and independently approved Yale® Platinum 3 Star cylinder and multipoint lock system and keep set.

Anti-snap, anti-bump, anti-pick, anti-pull, anti-drill and anti-screw technology.



Thumb turn

Platinum 3 Star cylinder

2 Unrivalled operation

Grade 13 Union PowerLOAD hinges and lift-off-hinges are designed for a long life and an outstanding performance.

Self lubricating, they require little to no maintenance once fitted.

Hinge



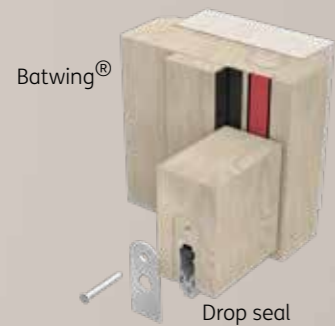
Intumescent hinge protectors



3 Advanced fire, smoke and acoustics

The Lorient drop seal, Batwing® and Perimeter Fire & Smoke Seal work together to provide first class acoustic, fire and smoke protection.

All seals are designed to have exceptionally low frictional resistance for use of operation, with the additional benefit of thermal containment.



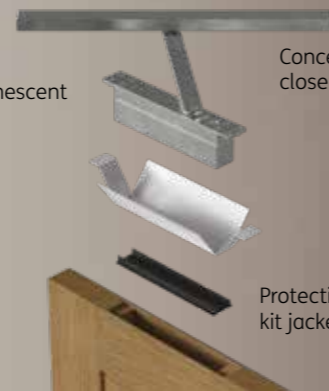
Perimeter Fire & Smoke Seal

Drop seal

4 Superior closing force

ASSA ABLOY concealed closer with state of the art CAM-Motion technology, with adjustable closing and latching speeds, a built in back check and thermodynamic valves for consistent performance.

Intumescent core



Concealed closer

Protection kit jacket

Quality protecting quality

All components are protected by Lorient intumescent strips, which also offer fire protection where no smoke sealing is required and include integral anti-microbial protection.



FD30 specification

30 minute fire rated doorsets



FD30

Fire tested and certified to provide 30 minutes fire resistance integrity (as defined in BS 476: Part 22)



SMOKE SEAL

Integral smoke seals fitted as standard (as defined in BS 476: Part 31.1:1983 & Appendix B of Approved Document B)



ACOUSTIC TEST

Acoustics tested up to 32db



SECURITY

Tested to PAS24

Door leaf

- Available as a Suffolk, Palermo, Messina, Monza, Salerno or Verona door design
- Inward or outward opening
- 44mm thick
- Standard leaf sizes across our product ranges:

24x78"	33x78"	726x2040mm
27x78"	32x80"	826x2040mm
30x78"		926x2040mm

- Can be made to varying sizes on the Bespoke Service, please discuss your size requirements with our Pricing Team to confirm that your specific requirements can be met
- Solid core engineered for greater stability and strength

Door frame

- Available in:
 - Redwood

Ironmongery

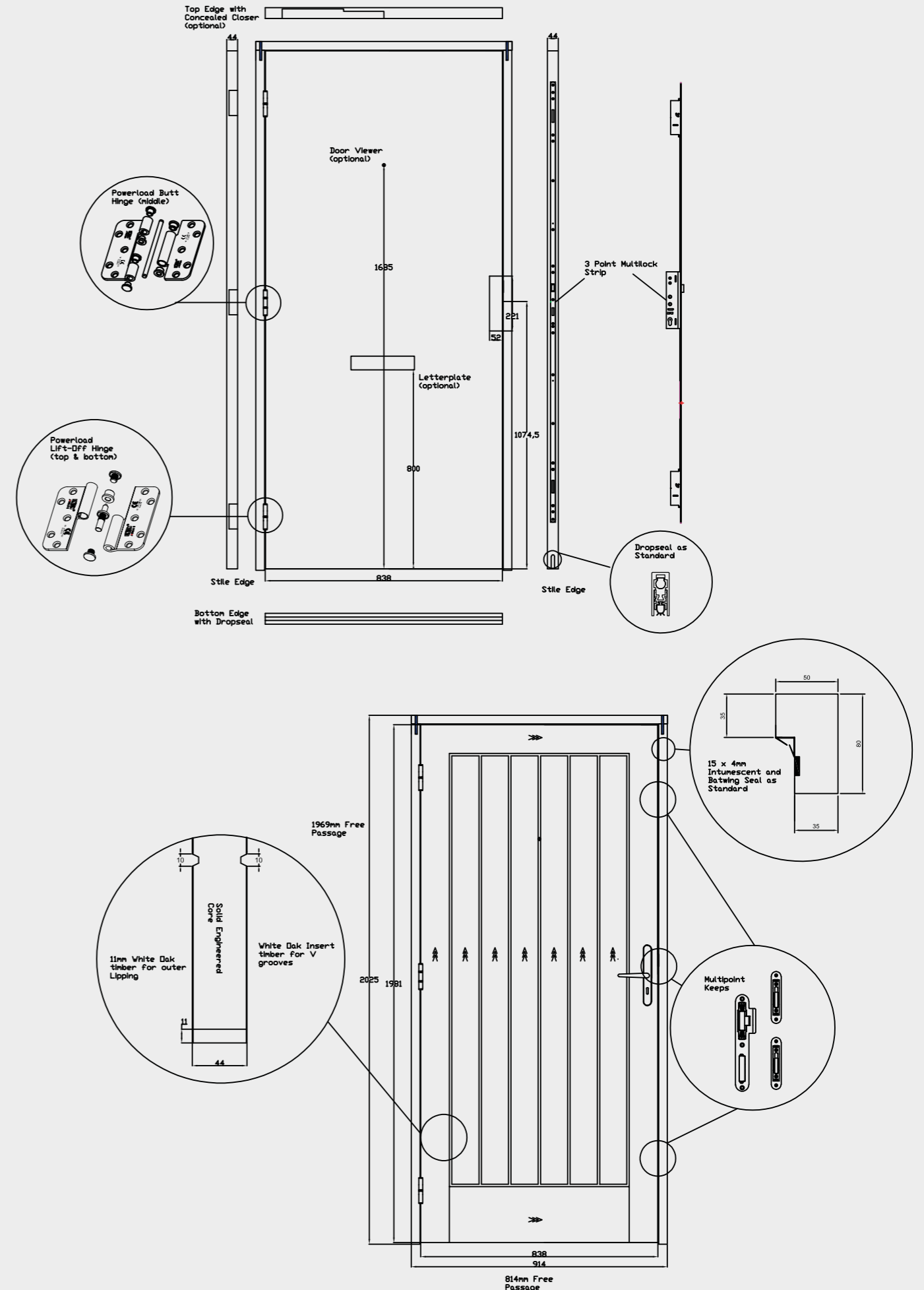
- 3 hinges (as standard), 2 PowerLOAD lift-off hinges and 1 PowerLOAD butt hinge
- 3 point multi-lock
- Threshold drop seal
- Thumb turn cylinder lock

Optional

- Numbers
- Letterplate*
- Door viewer
- Concealed** or surface mounted closer option
- Security chain or door guard

Perimeter seals

- Acoustic, smoke and fire seals fitted



*Letterplate only available on FD30 Palermo.

**Concealed closer only available on FD30 Suffolk, Salerno and Verona.

For a full list of components and their specification, please speak to your Project Manager.

FD60



Standard features from the FD30

1 Unrivalled operation

Grade 13 Union PowerLOAD hinges and lift-off hinges are designed for a long life and an outstanding performance.

Self lubricating, they require little to no maintenance once fitted.

Hinge

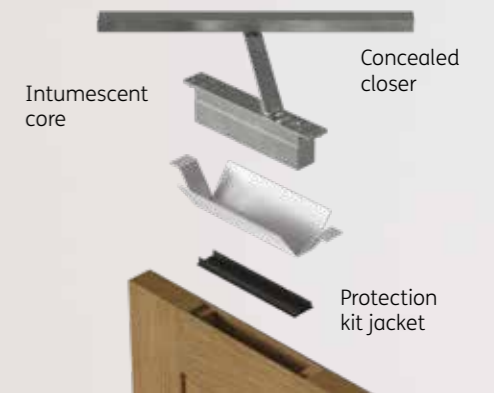


Intumescent hinge protectors



2 Superior closing force

ASSA ABLOY concealed closer with state of the art CAM-Motion technology, with adjustable closing and latching speeds, a built in back check and thermodynamic valves for consistent performance.



Advanced features on the FD60

The FD60 doorset has all of the characteristics of the FD30 doorset but it also has two upgraded features:

3 FD60 maximum security

A level up from the FD30, the FD60 has the PAS24 independently approved Yale® Lockmaster and deadbolt, supported by the Yale® Platinum 3 Star cylinder.

LOCKMASTER®

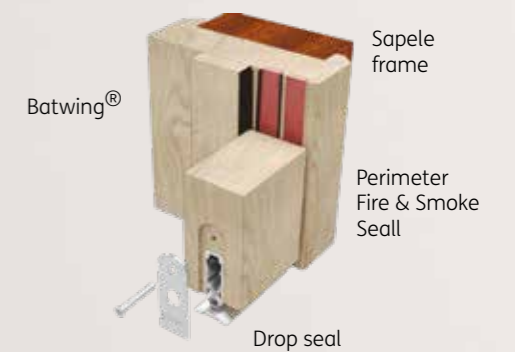


Thumb turn

Platinum 3 Star cylinder

4 The ultimate in fire, smoke and acoustics

Chosen for only the best performance. On the FD60, the Lorient drop seal, Batwing® and Perimeter Fire & Smoke Seal work together with the sapele frame, to prevent the passage of smoke and fire to other parts of the building, providing paramount fire and smoke protection.



Simpli Advanced® Palermo Original FD60 finished in Americano.

ASSA ABLOY
Opening Solutions



LORIENT

FD60 specification

60 minute fire rated doorsets

FD60
Fire tested and certified to provide 60 minutes fire resistance integrity (as defined in BS 476: Part 22)

SMOKE SEAL
Integral smoke seals fitted as standard (as defined in BS 476: Part 31.1:1983 & Appendix B of Approved Document B)

ACOUSTIC TEST
Acoustics tested up to 35db

SECURITY
Tested to PAS24

Door leaf

- Available as a Palermo or Suffolk door design
- Inward or outward opening
- **54mm thick**
- Standard leaf sizes across our product ranges: 30x78" 33x78"
- Can be made to varying sizes on the Bespoke Service, please discuss your size requirements with our Pricing Team to confirm that your specific requirements can be met
- Solid core engineered for greater stability and strength

Door frame

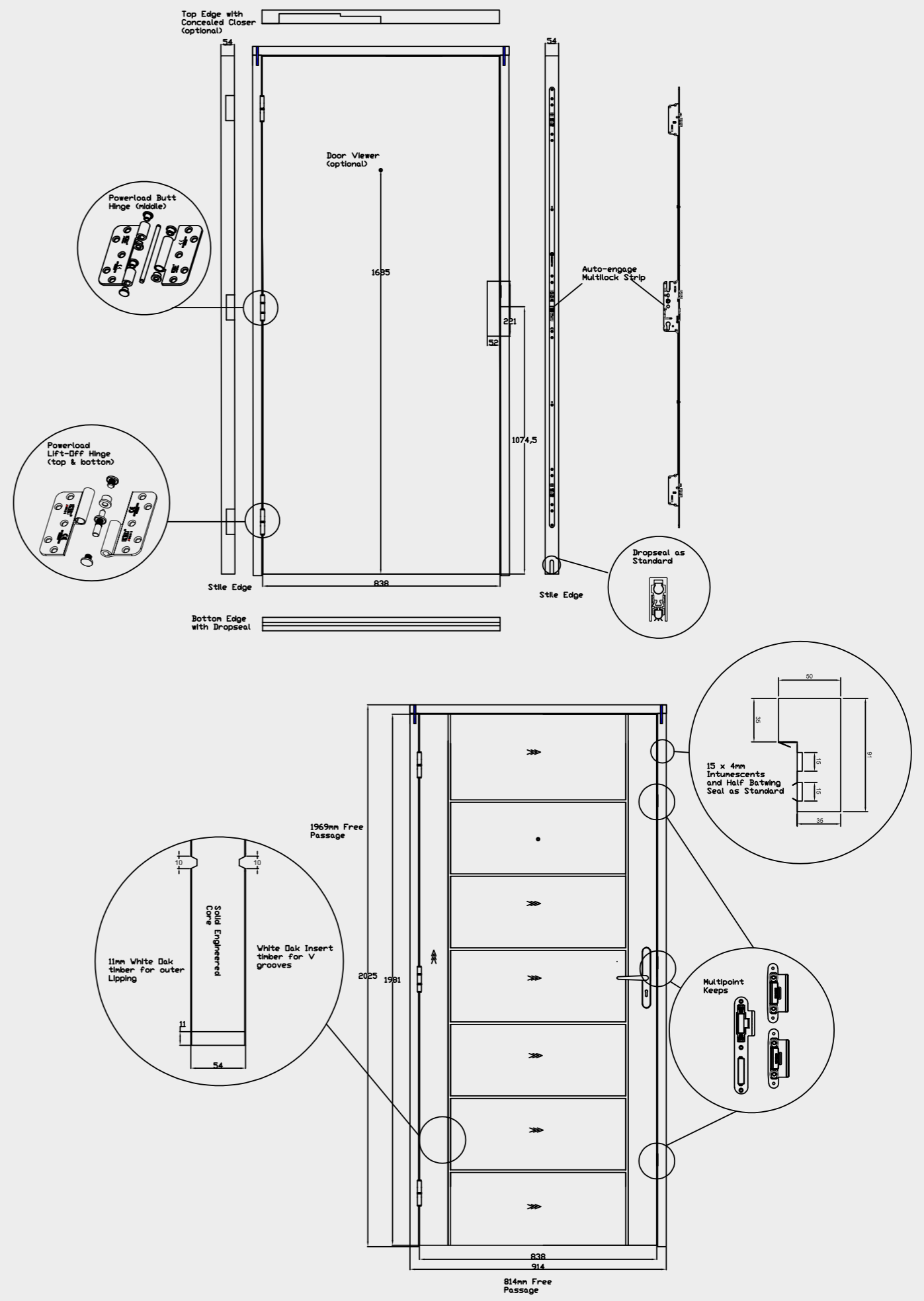
- Available in:
 - **Sapele**

Ironmongery

- 3 hinges (as standard), 2 PowerLOAD lift-off hinges and 1 PowerLOAD butt hinge
 - **3 point auto-engage lock**
 - Threshold drop seal
 - Thumb turn cylinder lock
- Optional**
- Numbers
 - Door viewer
 - Concealed or surface mounted closer option
 - Security chain or door guard

Perimeter seals

- Acoustic, smoke and fire seals fitted



For a full list of components and their specification, please speak to your Project Manager.

Door designs

One of the benefits of specifying a Simpli Advanced® doorset is that you can match the entrance door to a similar internal oak door design, offering maximum style and elegance throughout the project. View our range below:



*Not all door styles are available as standard in an FD60 or for all configurations. Please consult with your Project Manager for more information.



Continue the look throughout the home, with a door from the same design family.
Below: Internal Oak Palermo with Clear Etched Glass.



Advanced finishing

We understand that our customers can be artistic and will look to truly harmonise the spaces that they are creating. That is why our range allows you to customise your door, right down to the last detail.

Oak stains

You can complete your preferred look by choosing an oak finish from the 'Colours by XL' range*. Our in-house finishing team guarantee a luxurious aesthetic and furniture grade finish.

Find out more about Colours by XL at www.xljoinery.co.uk/colours



All colours, stains and finishes are shown for illustrative purposes only. Please request a free stain sample before ordering.

* For Oak stains on Suffolk FD30 and Palermo FD30 door designs, Bespoke must be requested.

Blanco




Crema



Latte



Cappuccino



Americano



Door handles

Stainless Steel Yale® handles are available in four beautiful finishes, and also with the option of a BioCote® coating that will reduce up to 99.99% of microbes on its surface.

Satin Black



Polished Chrome



Champagne Gold



Door viewers

Our door viewers are available in seven finishes for you to choose from to complement your choice of handle.

Black



White



Polished Chrome



Satin Chrome



Antique Brass



Satin Brass



Polished Brass



Letterplates

The highly secure and TS008-accredited Postmaster Professional is available in a wide range of colours to enable a fully co-ordinated look for your door.

Black



Chrome



Satin Silver



Brushed Silver



Polished Gold



All colours, stains and finishes are shown for illustrative purposes only.

Continue the look throughout the home, with a door from the same design family.
Below: Oak Suffolk.



Advanced testing

In order to provide a safe and reliable entrance, our Simpli Advanced® range have been tested like no other.

As a part of our partnership with ASSA ABLOY, our doors have been tested as a full model, meaning that performance is guaranteed. Compliance and regulations are not just met, but exceeded, offering you complete peace of mind.

3rd party certification

All of our testing has been evaluated and independently verified by the IFCC.

Fire and smoke

Designed specifically for fire resistance, testing has been conducted bidirectionally, granting a formidable performance. Testing surpasses Building Regulations Part B and EN 1634-1.

Strips and seals

All doors are manufactured with Lorient seals and strips that are tested up to 10 times the industry standard, for fire and smoke environments.

Acoustics

Simpli Advanced® doorsets are designed for acoustic containment and comply with Building Regulations Part E. Testing exceeds the certified passage of sound performance at 32db on the FD30 and 35db on the FD60 doorset.

Security

Configured to provide the highest level of protection for your customers, our Simpli Advanced® range has passed PAS24.

Advanced mobility and sizing

The Simpli Advanced® range are fully compliant with European Standards and Part M of Building Regulations, providing the required disabled access. They are available to fit your specification in any size up to 2000mm x 1000mm.

Doors in-situ, in the test house prior to testing



Doors post fire and smoke testing



Available in a range of sizes for wider access



Fire resistance tested to: EN1634-1



Security tested to: PAS24



Acoustics tested to: 32db (FD30) & 35db (FD60)



Bidirectionally tested



Tested to European Standards



On Simpli Advanced® doorsets

Advanced manufacturing

Simpli Advanced® doorsets are manufactured in-house, in our state of the art 140,000 square foot facility, based in West Yorkshire.

Manufacturing our doors

Our sophisticated CNC machines ensure uniformity across the manufacturing process and an exacting degree of accuracy.

Every doorset is precision routed to fit the ironmongery, hinges, intumescents and acoustic seals. This ensures the structural tolerance of each doorset, which are fitted with ASSA ABLOY components as standard.

Quality checks

Every component is quality assessed to the highest standards prior to manufacture and assembly, in order to meet the fire and security specification.

In addition, the doorsets are tested comprehensively as a full working unit before leaving our millworks.

Our doorsets arrive on site fully assembled, for ease of installation.

Independent accreditation

A unique door reference is an imperative component of our 3rd party accreditation with the IFCC. Each FD30 and FD60 fire door is uniquely labelled to enable tracking and traceability throughout its lifetime.

Processes and materials

Simpli Advanced® doorsets follow the strict guidelines of ISO 14001 and ISO 9001 environmental and quality management systems.



Manufactured in the UK




Handing and opening sizes

To ensure that the doorsets function correctly, when you order Simpli Advanced® you will need to specify the door handing.

Please note:

'Door handing' is viewed from the outside of the door with the door opening away from you.

If the hinges are on the left side, you need a left hung doorset and if the hinges are on the right side, you need a right hung doorset.



'Left hung' doorset



'Right hung' doorset



FD30

Size (h x w x d)	External Frame Size	Recommended Structural Opening Size*	Internal Clearance **
1981 x 610 x 44mm (24")	2025 x 686mm	2035 x 696mm	1969 x 537mm
1981 x 686 x 44mm (27")	2025 x 762mm	2035 x 772mm	1969 x 613mm
1981 x 762 x 44mm (30")	2025 x 838mm	2035 x 848mm	1969 x 689mm
2032 x 813 x 44mm (32")	2076 x 889mm	2086 x 899mm	2020 x 740mm
1981 x 838 x 44mm (33")	2025 x 914mm	2035 x 924mm	1969 x 765mm
2040 x 726 x 44mm	2084 x 802mm	2094 x 812mm	2028 x 653mm
2040 x 826 x 44mm	2084 x 902mm	2094 x 912mm	2028 x 753mm
2040 x 926 x 44mm	2084 x 1002mm	2094 x 1012mm	2028 x 853mm

FD60

Size (h x w x d)	External Frame Size	Recommended Structural Opening Size*	Internal Clearance **
1981 x 762 x 54mm (30")	2025 x 838mm	2035 x 848mm	1969 x 689mm
1981 x 838 x 54mm (33")	2025 x 914mm	2035 x 924mm	1969 x 765mm

* Structural opening sizes are a guide only for easy fitting. It is important to ensure any gaps between fire and/or acoustic door frames and the wall are filled appropriately.

** Internal clearance assumes the door can open to 90 degrees and not beyond.

Ordering



By your side every step of the way

Each order is assigned a dedicated XL Project Manager. Once you have decided on your specification, we can start production.

Your Project Manager can be on site for your first installation, ensuring the project runs efficiently from start to finish, providing samples, helpful guides for fitters and any additional information you may require.

Offering an outstanding after sales service, they will be on hand with any support required upon completion of the project, and beyond.

Delivery

Please allow a 4-6 week lead time for delivery.

Apartment entrance fire doorsets can be called off and delivered to site in batches, ready to fit in with your project time lines.

Guarantees



For the full terms and conditions of Simpli Advanced® product warranties, please refer to the data sheet, or request details.

How to order and fit



1. Choose your specification and door design



2. Send your project schedule and plans to our estimating team and receive a quote



3. Place your order



4. Call off the doorsets as required



5. Install the door (pre-fitted in the linings)



6. Fit ironmongery



7. Receive Simpli Advanced® fire doorset certification



XL Joinery Limited
Holden Ing Way
Birstall
West Yorkshire
WF17 9AD

Sales
Phone. +44 (0)1924 350500
Fax. +44 (0)1924 350525
Email: sales@xljoinery.co.uk

Technical Helpline
Phone. 01924 350505

www.xljoinery.co.uk

We reserve the right to alter specifications without prior notice.

Our Installation Treatment and Care Instructions and Customer Care Policy can be viewed on the XL Joinery Website – please visit www.xljoinery.co.uk

The colours in this brochure are reproduced digitally and are printed as accurately as current technology will allow. All errors and omissions excepted. All sizes are nominal and subject to normal trade tolerances.

Images are provided for illustration purposes only.

March 2024