
















Door trimming allowance



Internal	TRIMMING ALLOWANCE				
	Maximum from top	Maximum from bottom	Maximum from each edge	* Overall width	* Overall height
Oak Original Standard & Glazed 	15mm	15mm	15mm	30mm	30mm
Oak Essential Standard & Glazed 	15mm	15mm	15mm	30mm	30mm
Statement Oak 	20mm	20mm	20mm	40mm	40mm
Standard Oak Standard & Glazed 	6mm	6mm	6mm	12mm	12mm
White Primed Standard & Glazed 	6mm	6mm	6mm	12mm	12mm
Mode by XL Standard & Glazed 	6mm	6mm	6mm	12mm	12mm
Walnut Standard & Glazed 	6mm	6mm	6mm	12mm	12mm
White Moulded Standard & Glazed 	6mm	6mm	6mm	12mm	12mm
Pre-Finished White Standard & Glazed 	6mm	6mm	6mm	12mm	12mm
Pine Standard & Glazed 	6mm	6mm	6mm	12mm	12mm
ALL Fire Doors  	2mm	2mm	2mm	4mm	4mm
Bi-Folds 	Not suitable for trimming from any edge				
	Maximum from top	Maximum from bottom	Maximum from non-rebated edge ONLY	Overall width	* Overall height
Rebated Door Pairs Standard & Glazed 	6mm	6mm	6mm	6mm	12mm

External	TRIMMING ALLOWANCE				
	Maximum from top	Maximum from bottom	Maximum from each edge	* Overall width	* Overall height
All External doors 	12mm	12mm	12mm	24mm	24mm
Arched Top Pine Gate 	0mm	12.5mm	12.5mm	25mm	12.5mm
Ledged & Braced Pine Gate and Ledged Pine Gate 	12.5mm	12.5mm	12.5mm	25mm	25mm

*Any reduction must be removed evenly from each edge of the door: e.g. to trim your door by 8mm in width, remove 4mm off each side.